



ITINERARY "SEZOENSRALLY 2018"

LEG 1 (Sunrise 5:39 - Sunset 21:36)



SATURDAY 19 MAY 2018

TC SS	Location	SS Dist.	Liaison Dist.	Total Dist.	Target Time	First Car Due
0	Start / Podium					8:15
0A	Tyres Check / Media Zone		0,25	-	00:05	8:20
1	De Hees		2,55	2,80	00:05	08:25
SS 1	De Hees 1	8,12	-	-	00:03	08:28
2	Goolderheide		0,73	8,85	00:10	08:38
SS 2	Goolder 1	8,55	-	-	00:03	08:41
			4,71	13,26		
RZ	Refuel competitors	Q8	(16,67)	(7,99)	(24,91)	
	Refuel competitors	GUTTS	(16,67)	(8,86)	(25,78)	
1	Distance to next refuel		(48,38)	(34,56)	(82,94)	
3	Lozen		3,47	3,47	00:30	09:11
SS 3	Veldhoven 1	10,75	-	-	00:03	09:14
3A	Regroup In "Hoekstraat"		2,97	13,72	00:14	09:28
3B	Regroup Out / Service In		-	-	00:15	09:43
	Service A Bocholt		(2,57)	(2,57)	00:28	
3C	Service Out / TC 3C		-	-		10:11
3D	Tyres Check / Media Zone		0,25	-	00:05	10:16
4	De Root		9,79	10,04	00:13	10:29
SS 4	Steenberg 1	7,70	-	-	00:03	10:32
5	Bree		5,82	13,52	00:17	10:49
SS 5	Gerdingen 1	13,26	-	-	00:03	10:52
5A	Regroup In "Schipperstraat"/Technical Zone In		0,31	13,57	00:14	11:06
5B	Regroup Out / Service In		-	-	00:20	11:26
	Service B Bocholt		(1,14)	(1,14)	00:28	
5C	Service Out / Podium		-	-		11:54
5D	Tyres Check / Media Zone		0,25	-	00:05	11:59
6	De Hees		2,55	2,80	00:05	12:04
SS 6	De Hees 2	8,12	-	-	00:03	12:07
7	Goolderheide		0,73	8,85	00:10	12:17
SS 7	Goolder 2	8,55	-	-	00:03	12:20
			4,71	13,26		
RZ	Refuel competitors	Q8	(48,38)	(34,56)	(82,94)	
	Refuel competitors	GUTTS	(48,38)	(35,43)	(83,81)	
2	Distance to next refuel		(48,38)	(34,56)	(82,94)	
8	Lozen		3,47	3,47	00:30	12:50
SS 8	Veldhoven 2	10,75	-	-	00:03	12:53
8A	Regroup In "Hoekstraat"		2,97	13,72	00:14	13:07
8B	Regroup Out / Service In		-	-	00:15	13:22
	Service C Bocholt		(2,57)	(2,57)	00:28	

section 1



section 2

section 3

TC SS	Location	SS Dist.	Liaison Dist.	Total Dist.	Target Time	First Car Due
8C	Service Out / TC 8C		-	-		13:50
8D	Tyres Check / Media Zone		0,25	-	00:05	13:55
9	De Root		9,79	10,04	00:13	14:08
SS 9	Steenberg 2	BRC + CRI	7,70	-	-	00:03 14:11
10	Bree		5,82	13,52	00:17	14:28
SS 10	Gerdingen 2	BRC + CRI	13,26	-	-	00:03 14:31
10A	Regroup In "Schipperstraat"/Technical Zone In		0,31	13,57	00:14	14:45
10B	Regroup Out / Service In		-	-	00:20	15:05
	Service D Bocholt		(1,14)	(1,14)	00:28	*
10C	Service Out / Podium		-	-		15:33
10D	Tyres Check / Media Zone		0,25	-	00:05	15:38
11	De Hees		2,55	2,80	00:05	15:43
SS 11	De Hees 3	BRC	8,12	-	-	00:03 15:46
12	Goolderheide		0,73	8,85	00:10	15:56
SS 12	Goolder 3	BRC	8,55	-	-	00:03 15:59
			4,71	13,26		
RZ	Refuel competitors		(31,71)	(27,22)	(58,93)	
	Refuel competitors		(31,71)	(28,09)	(59,80)	
3	Distance to Parc Fermé		(31,71)	(27,22)	(58,93)	
13	Lozen		3,47	3,47	00:30	16:29
SS 13	Veldhoven 3	BRC	10,75	-	-	00:03 16:32
13A	Regroup In "Hoekstraat"		2,97	13,72	00:14	16:46
13B	Regroup Out / Service In		-	-	00:15	17:01
	Service E Bocholt		(2,57)	(2,57)	00:28	
13C	Service Out / TC 13C		-	-		17:29
13D	Tyres Check / Media Zone		0,25	-	00:05	17:34
14	De Root		9,79	10,04	00:13	17:47
SS 14	Steenberg 3	BRC	7,70	-	-	00:03 17:50
15	Bree		5,82	13,52	00:17	18:07
SS 15	Gerdingen 3	BRC	13,26	-	-	00:03 18:10
15A	Regroup In "Schipperstraat"/Technical Zone In		0,31	13,57	00:14	18:24
15B	Regroup Out / Service In		-	-	00:20	18:44
	Service F Bocholt		(1,14)	(1,14)	00:15	
15C	Service Out / Podium		-	-		18:59
15D	Parc Fermé In		0,90	0,90	00:15	19:14
TOTALS	"Leg 1" BRC		145,14	104,58	249,72	SS = 58,12 %
TOTALS	"Leg 1" CRIT		96,76	70,02	166,78	SS = 56,54 %

* : CRITERIUM : Between 10 B and 10 C : targettime = 00:15 !!

Podium = Finish" Leg 1" After Podium: see targettime 15D

RZ	Refuel competitors		Renault "Deckers"	Fabrieksstraat 115	3950 Bocholt
RZ	Refuel competitors		Parking "het Meubeltje"	Fabrieksstraat 151 A	3950 Bocholt

Total nr of stages : BRC 15 (SS 1 ⇔ inclusively SS 15)
Total nr of stages : CRI 10 (SS 1 ⇔ inclusively SS 10)
Number of different stages : 5 Total nr. of TC : BRC : 41 CRI : 27

